

SIZING CHART

BASED ON YOUR BODY MEASUREMENTS

TO SELECT THE BEST SIZE FOR YOU,
PLEASE FOLLOW THESE SIMPLE STEPS

1 MOST IMPORTANT MEASUREMENT:

Take your Chest/Bust measurement from just under your arm at the fullest part of the chest

2 Take your Sleeve length from the back base of the neck across the shoulder and around the elbow to your wrist

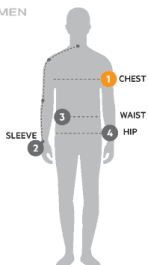
3 Take your Waist measurement at the narrowest point around your natural waistline.

4 Take your Hip measurement at the fullest part of your body below the waist

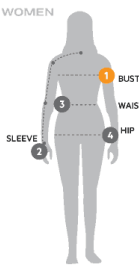
WHEN MEASUREMENTS FALL BETWEEN TWO SIZES

The size selection should be based on fit preference: Select lower size for a closer to body fit or the larger size for a more relaxed fit. When in doubt, we strongly recommend ordering a size sample.

MEN



WOMEN



FPL-1 | Men's Shasta Tech Fleece 1/4 Zip

SIZE	XS	S	M	L	XL	2XL	3XL	4XL	5XL
1 Chest	—	35"–38" 89–96.5cm	38"–41" 96.5–104cm	41"–44" 104–112cm	44"–47" 112–119cm	47"–50" 119–127cm	50"–53" 127–134.5cm	53"–56" 134.5–142cm	56"–59" 142–150cm
2 Sleeve Length	—	33"–34" 84–86.5cm	34"–35" 86.5–89cm	35"–36" 89–91.5cm	36"–37" 91.5–94cm	37"–38" 94–96.5cm	38"–38.5" 96.5–97.75cm	38.5"–39" 97.75cm–99cm	39"–39.5" 99–100.25cm
3 Waist	—	29"–32" 73.5–81cm	32"–35" 81–89cm	35"–38" 89–96.5cm	38"–41" 96.5–104cm	41"–44" 104–112cm	44"–47" 112–119cm	47"–50" 119–127cm	50"–53" 127–134.5cm
4 Hip	—	34"–37" 86–94cm	37"–40" 94–101.5cm	40"–43" 101.5–109cm	43"–46" 109–117cm	46"–49" 117–124.5cm	49"–52" 124.5–132cm	52"–55" 132–140cm	55"–58" 140–147cm

FPL-1W | Women's Shasta Tech Fleece 1/4 Zip

SIZE	XS	S	M	L	XL	2XL
1 Bust	29"–32" 73.5–81cm	32"–35" 81–89cm	35"–38" 89–96.5cm	38"–41" 96.5–104cm	41"–44" 104–112cm	44"–47" 112–119cm
2 Sleeve Length	30"–31" 76–79cm	31"–32" 79–81.5cm	32"–33" 81.5–84cm	33"–33.5" 84–85cm	33.5"–34" 85–86.5cm	34"–34.5" 86.5–87.5cm
3 Waist	22"–25" 56–63.5cm	25"–28" 63.5–71cm	28"–31" 71–79cm	31"–34" 79–86cm	34"–37" 86–94cm	37"–40" 94–101.5cm
4 Hip	31.5"–34.5" 80–87.5cm	34.5"–37.5" 87.5–95cm	37.5"–40.5" 95–103cm	40.5"–43.5" 103–110.5cm	43.5"–46.5" 110.5–118cm	46.5"–49.5" 118–126cm

FIT GUIDE

FITTED REGULAR RELAXED

ITS TRUE TO SIZE

Neither slim nor oversized. Universal, easy fit for comfortable range of motion.

WWW.STORMTECH.CA | WWW.STORMTECHUSA.COM | WWW.STORMTECH.EU

TABLEAU DES TAILLES

BASÉ SUR LES MESURES DE VOTRE CORPS

VEUILLEZ SUIVRE CES ÉTAPES SIMPLES
POUR SÉLECTIONNER LA TAILLE
DE VÊTEMENT QUI VOUS CONVIENT

1 LA MESURE LA PLUS IMPORTANTE :

Prendre la mesure de votre poitrine/buste au-dessous des bras, autour de la partie la plus forte de votre poitrine.

2 Mesurez la longueur des manches à partir de la nuque, le long de l'épaule, du coude, et jusqu'au poignet.

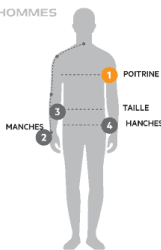
3 Prenez la mesure de vos hanches au point le plus fort de votre corps, sous la taille.

4 Prenez la mesure de vos hanches au point le plus fort de votre corps, sous la taille.

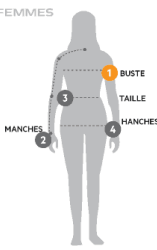
LORSQUE LA MESURE EST ENTRE DEUX TAILLES

La sélection de la taille du vêtement doit être fondée sur votre préférence d'ajustement. Sélectionnez la taille inférieure si vous favorisez un ajustement plus près du corps, ou la taille supérieure pour un ajustement plus décontracté. En cas de doute, nous vous recommandons fortement de commander un échantillon.

HOMMES



FEMMES



FPL-1 | Men's Shasta Tech Fleece 1/4 Zip

TAILLE	TP	P	M	G	TG	2TG	3TG	4TG	5TG
1 Poitrine	—	35"–38" 89–96.5cm	38"–41" 96.5–104cm	41"–44" 104–112cm	44"–47" 112–119cm	47"–50" 119–127cm	50"–53" 127–134.5cm	53"–56" 134.5–142cm	56"–59" 142–150cm
2 Longueur des manches	—	33"–34" 84–86.5cm	34"–35" 86.5–89cm	35"–36" 89–91.5cm	36"–37" 91.5–94cm	37"–38" 94–96.5cm	38"–38.5" 96.5–97.75cm	38.5"–39" 97.75cm–99cm	39"–39.5" 99–100.25cm
3 Taille	—	29"–32" 73.5–81cm	32"–35" 81–89cm	35"–38" 89–96.5cm	38"–41" 96.5–104cm	41"–44" 104–112cm	44"–47" 112–119cm	47"–50" 119–127cm	50"–53" 127–134.5cm
4 Hanches	—	34"–37" 86–94cm	37"–40" 94–101.5cm	40"–43" 101.5–109cm	43"–46" 109–117cm	46"–49" 117–124.5cm	49"–52" 124.5–132cm	52"–55" 132–140cm	55"–58" 140–147cm

FPL-1W | Women's Shasta Tech Fleece 1/4 Zip

TAILLE	TP	P	M	G	TG	2TG
1 Buste	29"–32" 73.5–81cm	32"–35" 81–89cm	35"–38" 89–96.5cm	38"–41" 96.5–104cm	41"–44" 104–112cm	44"–47" 112–119cm
2 Longueur des manches	30"–31" 76–79cm	31"–32" 79–81.5cm	32"–33" 81.5–84cm	33"–33.5" 84–85cm	33.5"–34" 85–86.5cm	34"–34.5" 86.5–87.5cm
3 Taille	22"–25" 56–63.5cm	25"–28" 63.5–71cm	28"–31" 71–79cm	31"–34" 79–86cm	34"–37" 86–94cm	37"–40" 94–101.5cm
4 Hanches	31.5"–34.5" 80–87.5cm	34.5"–37.5" 87.5–95cm	37.5"–40.5" 95–103cm	40.5"–43.5" 103–110.5cm	43.5"–46.5" 110.5–118cm	46.5"–49.5" 118–126cm

GUIDE DES COUPES

AJUSTÉ RÉGULIÈRE DÉTRACTÉ

CONFORME À LA TAILLE RÉELLE

Non ajusté, ni trop grand. Coupe universelle et facile à porter pour le confort en mouvement.

WWW.STORMTECH.CA | WWW.STORMTECHUSA.COM | WWW.STORMTECH.EU